

Pharmacogenetics in Practice: Case Studies & Considerations for Effective Implementation

Jeremy Stuart, Ph.D, MPH (NRCC)
CSO, Laboratory Director
Precision Genetics, Inc.

Disclaimer

Thermo Fisher Scientific and its affiliates are not endorsing, recommending, or promoting any use or application of Thermo Fisher Scientific products presented by third parties during this seminar.

Information and materials presented or provided by third parties are provided as-is and without warranty of any kind, including regarding intellectual property rights and reported results.

Parties presenting images, text and material represent they have the rights to do so.

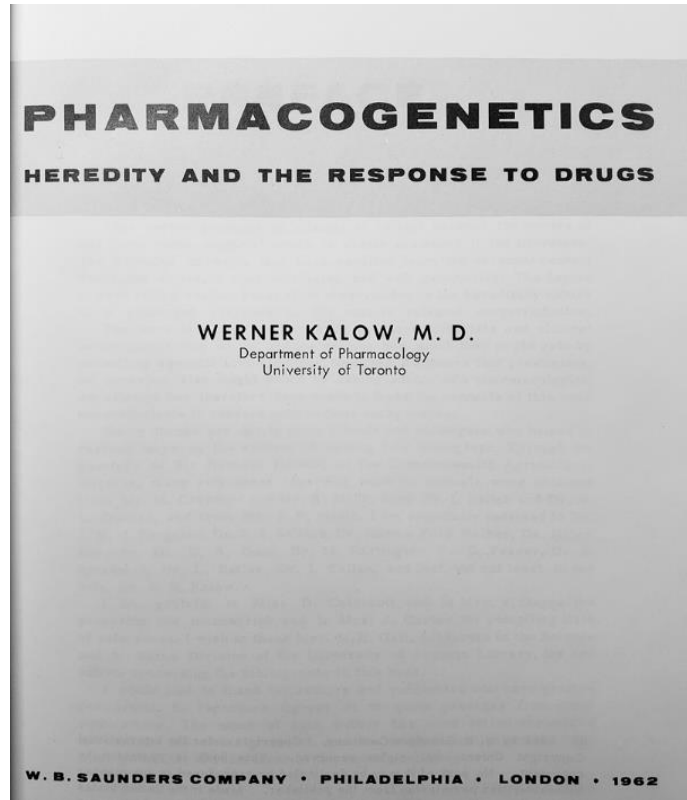
Learning Objectives

1. Introduction and understanding of how PGx reports can be reviewed
2. Understand the limitations of PGx reports and how they can be used in a clinical context
3. Identify important factors for effective implementation of PGx in a clinical setting
4. Understand the existing challenges to scale PGx as a precision medicine tool and ways to address these challenges

Agenda

- Brief introduction to PGx
- PGx Report Elements
 - Types of Reports (by indication)
 - Static Reports
 - Dynamic Reports
- Case Studies
 - Mental Health
 - Primary Care
- Important Factors for the Effective Utility of PGx in the Clinic
 - Scalability
 - Reimbursement

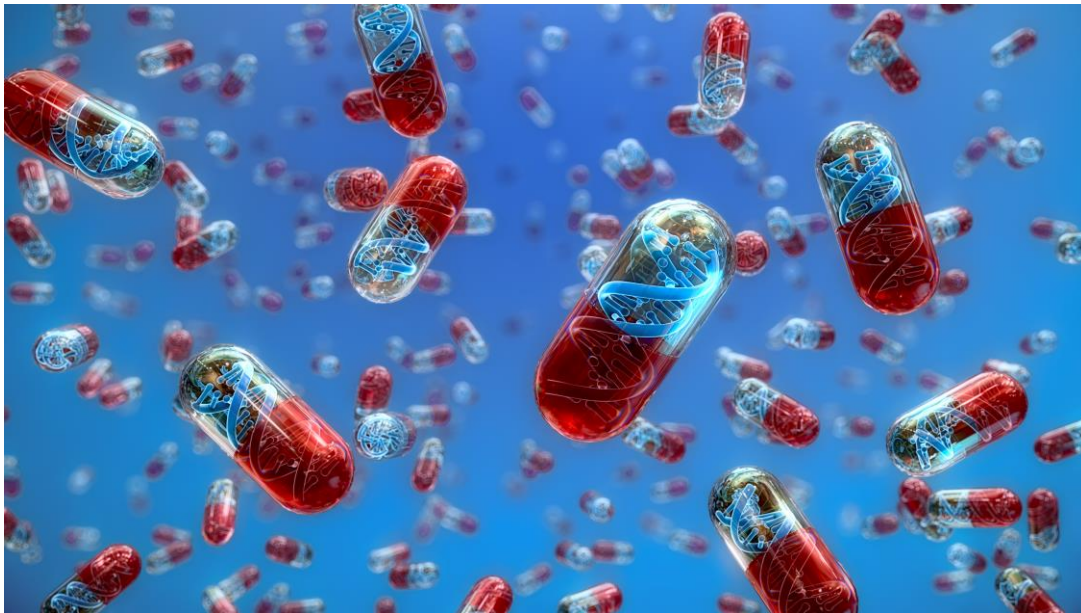
AN UNSUNG HISTORY



PGx Related Gene	Phenotype	Date Described	Investigator
G6PD Deficiency	Haemolytic anaemia (Fava Bean)	570 – 495 BC	Pythagoras
	Primaquine induced haemolysis	1950s	US Army
TAS2R38	Phenylthiocarbamide sensitivity	1930s	Sir Archibald Garrod
Pseudocholinesterase deficiency	Succinylcholine-induced apnea	1950s	W. Kalow
	Isoniazid-induced peripheral neuropathy	1950s	Tuberculosis Chemotherapy Centre
CYP2D6	Sparteine & Debrisoquine metabolism	1982	M. Eichelbaum
	Allele-Specific PCR Developed	1994	Johannsen et. al
CYP2D6, CYP2C19	1st FDA Approved PGx Test	2005	Roche

CONVERGENCE

2000 – 2015: Genomic / Molecular Advances



2012: CPT Codes Established for PGx

Table 1

Examples of pharmacogenomic tests with associated CPT codes for identification and documentation.

CPT Code	Test	Description of Test
81225	CYP2C19 genotyping	Detects genetic variants of <i>CYP2C19</i> associated with variable drug metabolism
81226	CYP2D6 genotyping	Detects genetic variants of <i>CYP2D6</i> associated with variable drug metabolism
81227	CYP2C9 genotyping	Detects genetic variants of <i>CYP2C9</i> associated with variable drug metabolism
81355	VKORC1 testing	Detects genetic variants of <i>VKORC1</i> associated with warfarin therapy
81350	UGT1A1 genotyping	Detects genetic variants of <i>UGT1A1</i> associated with irinotecan toxicity
84431	11-dehydro thromboxane B2	Measures 11-dehydro thromboxane B2 in urine to determine aspirin resistance
81381	HLA B*57:01	Detects the <i>HLA B*57:01</i> allele associated with abacavir toxicity
82955	G6PD quantitative	Measures glucose-6-phosphate dehydrogenase activity
81210	BRAF mutation testing	Detects mutations in <i>BRAF</i> associated with BRAF inhibitor therapy
81275	KRAS mutation testing	Detects mutations in <i>KRAS</i> associated with KRAS inhibitor therapy
88360	HER2 expression	Detects the expression of HER2 to guide therapy with HER2 inhibitors
81235	EGFR mutation testing	Detects mutations in <i>EGFR</i> associated with EGFR inhibitor therapy
81220	CFTR profile	Detects mutations in <i>CFTR</i> , which is necessary prior to therapy with ivacaftor
87999	HIV-1 tropism testing	Determines HIV tropism for chemokine receptor 5 [CCR5], and/or chemokine receptor 4 [CXCR4] to guide therapy with receptor antagonists
81287	MGMT gene methylation	Determines <i>MGMT</i> methylation status to guide therapy with alkylating agents

Note: some tests may be components of multi-test panels offered by various companies.

CPIC: 28 Guidelines Across 166 drugs

CPIC UPDATE

The Clinical Pharmacogenetics Implementation Consortium Guideline for *SLCO1B1*, *ABCG2*, and *CYP2C9* genotypes and Statin-Associated Musculoskeletal Symptoms

CPIC UPDATE

Clinical Pharmacogenetics Implementation Consortium (CPIC) Guideline for *CYP2D6*, *CYP2C19*, *CYP2B6*, *SLC6A4*, and *HTR2A* Genotypes and Serotonin Reuptake Inhibitor Antidepressants

Citation: Clin Transl Sci (2020) 13, 116–124; doi:10.1111/cts.12692

ARTICLE

Standardizing *CYP2D6* Genotype to Phenotype Translation: Consensus Recommendations from the Clinical Pharmacogenetics Implementation Consortium and Dutch Pharmacogenetics Working Group

CPIC UPDATE

Clinical Pharmacogenetics Implementation Consortium Guideline for *CYP2D6*, *OPRM1*, and *COMT* Genotypes and Select Opioid Therapy

CPIC GUIDELINE



Clinical Pharmacogenetics Implementation Consortium (CPIC) Guideline for *CYP2D6* Genotype and Use of Ondansetron and Tropisetron

Clinical Pharmacogenetics Implementation Consortium (CPIC) Guideline for *CYP2C19* and Proton Pump Inhibitor Dosing

PGx EXPANDING CU EVIDENCE & COVERAGE

Published in final edited form as:

Genet Med. 2021 May ; 23(5): 830–832. doi:10.1038/s41436-021-01117-w.

Expanding Evidence Leads to New Pharmacogenomics Payer Coverage

Philip E. Empey, PharmD, PhD¹, Victoria M. Pratt, PhD², James M. Hoffman, PharmD, MS^{3,4}, Kelly E. Caudle, PharmD, PhD⁴, Teri E. Klein, PhD⁵

¹Department of Pharmacy and Therapeutics, University of Pittsburgh, Pittsburgh, PA, USA

²Department of Medical and Molecular Genetics, Indiana University School of Medicine, Indianapolis, IN, USA

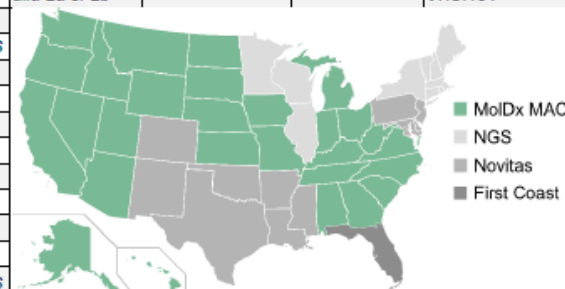
³Office of Quality & Patient Care, St. Jude Children's Research Hospital, Memphis, Tennessee, USA

⁴Department of Pharmaceutical Sciences, St. Jude Children's Research Hospital, Memphis, Tennessee, USA

⁵Department of Biomedical Data Science and Medicine, Stanford University, Stanford, California, USA

Supplemental Figure 1. Examples of medications and jurisdictions covered by the new LCDs.

Drug	Gene(d)	Drug	Gene(s)	Drug	Gene(s)
abacavir*	HLA-B	isoflurane*	CACNA1S, RYR1	phenytoin*	CYP2C9, HLA-B
allopurinol	HLA-B	ivacaftor*	CFTR	piroxicam*	CYP2C9
amitriptyline	CYP2C19, CYP2D6	lansoprazole	CYP2C19	rasburicase*	G6PD
atazanavir	UGT1A1	loroxicam	CYP2C9	sertraline	CYP2C19
atomoxetine*	CYP2D6	meloxicam*	CYP2C9	sevoflurane*	CACNA1S, RYR1
azathioprine*	TPMT, NUDT15	mercaptopurine*	TPMT, NUDT15	simvastatin	SLCO1B1
capecitabine*	DPYD	methoxyflurane	CACNA1S, RYR1	succinylcholine*	CACNA1S, RYR1
carbamazepine*	HLA-A, HLA-B	nortriptyline*	CYP2D6	tacrolimus	CYP3A5
celecoxib*	CYP2C9	omeprazole*	CYP2C19	tamoxifen*	CYP2D6
citalopram*	CYP2C19	ondansetron	CYP2D6	tenoxicam	CYP2C9
clomipramine	CYP2C19, CYP2D6	oxcarbazepine*	HLA-B	thioguanine*	TPMT, NUDT15
clopidogrel*	CYP2C19	pantoprazole*	CYP2C19	trimipramine	CYP2C19, CYP2D6
codeine*	CYP2D6	paroxetine	CYP2D6	voriconazole*	CYP2C19
desflurane*	CACNA1S, RYR1	peginterferon alfa-2a or 2b	IFNL3	warfarin*†	CYP2C9, CYP4F2, VKORC1
desipramine*	CYP2D6				
dexlansoprazole*	CYP2C19				
doxepin*	CYP2C19, CYP2D6				
efavirenz*	CYP2B6				
enflurane*	CACNA1S, RYR1				
escitalopram*	CYP2C19				
fluorouracil*	DPYD				
flurbiprofen*	CYP2C9				
flvoxamine*	CYP2D6				
halothane	CACNA1S, RYR1				
ibuprofen	CYP2C9				
imipramine	CYP2C19, CYP2D6				



The figure includes gene/drug pairs that are actionable and included in CPIC guidelines as of August 1, 2020; * indicates drugs for which FDA label considers genetic testing actionable, recommended, or required. † warfarin coverage is limited in a separate MoDx LCD (A55179). Source: <https://cpicqix.org/qenes-drugs/>.

States within MoDx jurisdictions (shaded green) as well as those that are outside of the MoDx [CT, IL, NH, MA, ME, MN, NY, WI, RI, and VT (administered by NGS); AR, CO, DE, LA, MD, MS, NJ, NM, OK, PA, and TX (administered by Novitas), and FL (administered by First Coast)] are shown.

Map used with permission from P.E./PharmGKB.

SELECT PGx INDICATIONS

Indication	Class	Drug	Gene	Guideline Availability	
				DPWG	CPIC
Cardiology	Lipid lowering agents	Atorvastatin	SLCO1B1	√	-
		Simvastatin	SLCO1B1	√	√
	Anti-platelet	Clopidogrel	CYP2C19	√	√
	Anticoagulant	Warfarin	VKORC1	√	√
			CYP2C9	√	√
Mental Health	Antidepressants	Citalopram	CYP2C19	√	√
		Sertraline	CYP2C19	√	√
		Amitriptyline	CYP2C19	-	√
			CYP2D6	√	√
	Anticonvulsant	Carbamazepine	HLA-B	-	√
			HLA-A	-	√
Pain	Analgesics	Codeine	CYP2D6	√	√
		Tramadol	CYP2D6	√	-
ID	Antibiotic	Flucloxacillin	HLA-B	√	-

Source: Rollinson et. al: *Genes* (Basel). 2020 Nov; 11(11): 1337. PMID: 33198260

PGx Report Modalities

- Static Report (.pdf)
 - ▶ Traditional report used for clinical decision support (cds) that becomes a part of the patient record.
 - ▶ Stored digitally or as a hard-copy.
 - ▶ Can be amended, but is otherwise unchanged.
- Dynamic Report (html)
 - ▶ Digital report that can be changed in real-time and re-issued based on input values (e.g. concomitant medications, co-morbidities, etc).
 - ▶ Multiple versions can be generated and be part of a digital record
 - ▶ Allows the report recommendations to change based upon evolving circumstances of the patient
- Best Practice Alerts (BPAs)
 - ▶ Embedded / popup messages within an EMR interface
 - ▶ The 'holy grail' of report modality, but least frequent.

SUMMARY TABLE

An initial interpretation of the results obtained from the patients genetic profile is displayed in a table below. For each drug examined, the result is indicated according to the following code:

	No genetic variants relevant to the treatment have been found. Use as directed.		Need for drug dose monitoring and/or less likelihood of positive response.		Contraindication
	Increased likelihood of positive response and/or lower risk of adverse drug reactions.		Increased risk of adverse drug reactions.		Combination not advised
					Monitor parameters
					Warning / Information
					Increase dose
					Decrease dose

Antidepressants			
Agomelatine (<i>Navane</i>)			
Citalopram (<i>Celexa</i>)			
Desvenlafaxine (<i>Pristiq</i>)			
Escitalopram (<i>Lexapro</i>)			
Imipramine (<i>Tofranil</i>)			
Nortriptyline (<i>Pamelor</i>)			
Trazodone (<i>Desyre</i>)			
Vortioxetine (<i>Trintellix</i>)			
Amitriptyline (<i>Elavil</i>)			
Clomipramine (<i>Anafranil</i>)			
Doxepin (<i>Sinequan</i>)			
Fluoxetine (<i>Prozac</i>)			
Mianserin			
Paroxetine (<i>Paxil</i>)			
Trimipramine			
Bupropion (<i>Wellbutrin</i>)			
Desipramine (<i>Norpramin</i>)			
Duloxetine (<i>Cymbalta</i>)			
Fluvoxamine (<i>Luvax</i>)			
Mirtazapine (<i>Remeron</i>)			
Sertraline (<i>Zoloft</i>)			
Venlafaxine (<i>Effexor</i>)			

Antipsychotics			
Aripiprazole (<i>Abilify</i>)			
Haloperidol (<i>Haldol</i>)			
Olanzapine (<i>Zyprexa</i>)			
Pimozide			
Thioridazine (<i>Mellaril</i>)			
Brexpiprazole			
Iloperidone (<i>Fanapt</i>)			
Paliperidone (<i>Invega</i>)			
Quetiapine (<i>Seroquel</i>)			
Zuclopenthixol			
Clozapine (<i>Clozaril</i>)			
Lurasidone (<i>Latuda</i>)			
Perphenazine (<i>Trilafon</i>)			
Risperidone (<i>Risperdal</i>)			

Stabilizers and anticonvulsants			
Carbamazepine (<i>Tegretol</i>)			
Lamotrigine (<i>Lamictal</i>)			
Oxcarbazepine (<i>Trileptal</i>)			
Topiramate (<i>Topamax</i>)			
Zonisamide			
Clonazepam (<i>Klonopin</i>)			
Levetiracetam			
Phenobarbital			
Valproic Acid (<i>Depakote</i>)			
Eslicarbazepine			
Lithium* (<i> Eskalith</i>)			
Phenytoin			
Vigabatrin			

Anxiolytics / Hypnotics			
Alprazolam (<i>Xanax</i>)			
Eszopiclone (<i>Lunesta</i>)			
Buspirone (<i>Buspar</i>)			
Lorazepam (<i>Ativan</i>)			
Clobazam			
Zolpidem (<i>Ambien</i>)			

Others			
Amphetamines (<i>Adderall</i>)			
Methadone			
Naltrexone			
Atomoxetine (<i>Strattera</i>)			
Methylphenidate (<i>Ritalin</i>)			
Lisdexamfetamine			
Naloxone			

PATIENT'S RESULTS REPORT

SELECT PATIENT CHARACTERISTICS

Patient data

Age: Gender: Male Female

Smoker:

Alcohol:

Pregnancy:

Breastfeeding:

Obesity:

Cardiovascular disease:

Liver disease:

Kidney disease:

Other disorders:

Diet and supplements:

OTHER DISORDERS

Neuropsychiatric disorders

DIET AND SUPPLEMENTS

- Caffeine
- Vitamin D

Drug treatment

Psychiatric drugs:

Other medication:

[Consult DailyMed](#)

PSYCHIATRIC DRUGS

- Lorazepam
- Olanzapine
- Prochlorperazine











[Apply data](#)



















[Undo](#)

[Clean](#)

SUMMARY TABLE

An initial interpretation of the results obtained from the patients genetic profile is displayed in a table below. For each drug examined, the result is indicated according to the following code:







	No genetic variants relevant to the treatment have been found. Use as directed.		Need for drug dose monitoring and/or less likelihood of positive response.		Contraindication
	Increased likelihood of positive response and/or lower risk of adverse drug reactions.		Increased risk of adverse drug reactions.		Combination not advised
					Monitor parameters
					Warning / Information
					Increase dose
					Decrease dose














Antidepressants			
Agomelatine		Amitriptyline (Elavil®)	
Citalopram (Celexa®)		Clomipramine (Anafranil®)	
Desvenlafaxine (Pristiq®)		Doxepin (Sinequan®)	
Escitalopram (Lexapro®)		Fluoxetine (Prozac®)	
Imipramine (Tofranil®)		Mianserin	
Nortriptyline (Pamelar®)		Paroxetine (Paxil®)	
Trazodone (Desyre®)		Bupropion (Wellbutrin®)	
Vortioxetine (Trintellix®)		Desipramine (Norpramin®)	
		Duloxetine (Cymbalta®)	
		Fluvoxamine (Luvox®)	
		Mirtazapine (Remeron®)	
		Sertraline (Zoloft®)	


ACCESS TO ONLINE INTERACTIVE REPORT:

[http://\[REDACTED\]/reports/NFGUS02855](http://[REDACTED]/reports/NFGUS02855)



Aripiprazole (Abilify®)		Quetiapine (Seroquel®)	
Haloperidol (Haldol®)		Risperidone (Risperdal®)	
Olanzapine (Zyprexa®)		Zuclophenthixol	
Pimozide			
Thioridazine (Mellarin®)			

Stabilizers and anticonvulsants			
Carbamazepine (Tegretol®)		Clonazepam (Klonopin®)	
Lamotrigine (Lamictal®)		Levetiracetam	
Oxcarbazepine (Trileptal®)		Phenobarbital	
Topiramate (Topamax®)		Valproic Acid (Depakote®)	
Zonisamide		Eslicarbazepine	
		Lithium* (Eskalith®)	
		Phenytoin	
		Vigabatrin	



Anxiolytics / Hypnotics			
Alprazolam (Xanax®)		Buspirone (Buspar®)	
Eszopiclone (Lunesta®)		Lorazepam (Ativan®)	
		Clobazam	
		Zolpidem (Ambien®)	


Others			
Amphetamines (Adderall®)		Atomoxetine (Strattera®)	
Methadone		Methylphenidate (Ritalin®)	
Naltrexone		Lisdexamfetamine	
		Naloxone	


PATIENT'S RESULTS REPORT


SELECT PATIENT CHARACTERISTICS


Patient data


Age: Adults, aged 18 to < 65  Gender: Male Female 


Smoker: 


Alcohol: 


Pregnancy: 


Breastfeeding: 


Obesity: Present 

Cardiovascular disease: Not present 

Liver disease: Not present 

Kidney disease: Not present 

Other disorders: Select disorder... 

Diet and supplements: Select diet... 


OTHER DISORDERS


Neuropsychiatric disorders

DIET AND SUPPLEMENTS

- Caffeine
- Vitamin D

Drug treatment


Psychiatric drugs: Select psychotropic drug... 

Other medication: Select treatment... 

Consult DailyMed

PSYCHIATRIC DRUGS

- Lorazepam
- Olanzapine
- Prochlorperazine

 Apply data

 Undo

 Clean

SUMMARY TABLE

An initial interpretation of the results obtained from the patients genetic profile is displayed in a table below. For each drug examined, the result is indicated according to the following code:

	No genetic variants relevant to the treatment have been found. Use as directed.		Need for drug dose monitoring and/or less likelihood of positive response.		Contraindication
	Increased likelihood of positive response and/or lower risk of adverse drug reactions.		Increased risk of adverse drug reactions.		Combination not advised
					Monitor parameters
					Increase dose
					Decrease dose
					Warning / Information

Antidepressants			
Agomelatine		Amitriptyline (Elavil®)	
Citalopram (Celexa®)		Clomipramine (Anafranil®)	
Desvenlafaxine (Pristiq®)		Doxepin (Sinequan®)	
Escitalopram (Lexapro®)		Fluoxetine (Prozac®)	
Imipramine (Tofranil®)		Mianserin	
Nortriptyline (Pamelar®)		Paroxetine (Paxil®)	
Trazodone (Desyre®)		Bupropion (Wellbutrin®)	
Vortioxetine (Trintellix®)		Desipramine (Norpramin®)	
		Duloxetine (Cymbalta®)	
		Fluvoxamine (Luvox®)	
		Mirtazapine (Remeron®)	
		Sertraline (Zoloft®)	

ACCESS TO ONLINE INTERACTIVE REPORT:

[http://\[redacted\]/reports/NFGUS02855](http://[redacted]/reports/NFGUS02855)



PATIENT'S RESULTS REPORT

SELECT PATIENT CHARACTERISTICS

Patient data

Age: Adults, aged 18 to + Gender: Male Female

Smoker:

Alcohol:

Pregnancy:

Breastfeeding:

Obesity: Present

Cardiovascular disease: Not present

Liver disease: Not present

Kidney disease: Not present

Other disorders: Select disorder...

Diet and supplements: Select diet...

OTHER DISORDERS

Neuropsychiatric disorders

DIET AND SUPPLEMENTS

- Caffeine
- Vitamin D

Drug treatment

Psychiatric drugs: Select psychotropic drug...

Other medication: Select treatment...

Consult DailyMed

PSYCHIATRIC DRUGS

- Lorazepam
- Olanzapine
- Prochlorperazine

Apply data


Undo

Clean


PGx Reports: Essential Elements

- A typical PGx report includes the following sections:
 1. Current medication regimen (sometimes)
 2. Summary table of gene/drug interactions
 3. Detailed gene/drug Information and/or guidance.
 4. Genetic results summary
 5. Patient info card
 6. Methods & Limitations
- Sections may appear in different orders based on laboratory/provider input.


The Stoplight Color Motif



Use as Directed
No Genotype-Guidance Available
Increased likelihood of response




Use with Caution
Monitor dosing
Decreased likelihood of response




Use Alternative
Increased likelihood of adverse reaction
Contraindicated


The Stoplight Color Motif



Use as Directed
No Genotype-Guidance Available
Increased likelihood of response













Use with Caution
Monitor dosing
Decreased likelihood of response


































Use Alternative
Increased likelihood of adverse reaction
Contraindicated







SUMMARY TABLE




An initial interpretation of the results obtained from the patient's genetic profile is displayed in a table below. For each drug examined, the result is indicated according to the following code:














	No genetic variants relevant to the treatment have been found. Use as directed.		Need for drug dose monitoring and/or less likelihood of positive response.		Contraindication
	Increased likelihood of positive response and/or lower risk of adverse drug reactions.		Increased risk of adverse drug reactions.		Combination not advised
					Monitor parameters
					Warning / Information
					Increase dose
					Decrease dose





ANTIDEPRESSANTS	
SSRI	
Citalopram (<i>Celexa</i> ®)	
Escitalopram (<i>Lexapro</i> ®)	
Fluoxetine (<i>Prozac</i> ®)	
Fluvoxamine (<i>Luvox</i> ®)	
Paroxetine (<i>Paxil</i> ®)	
Sertraline (<i>Zoloft</i> ®)	
SNRI	
Desvenlafaxine (<i>Pristiq</i> ®)	
Duloxetine (<i>Cymbalta</i> ®)	
Venlafaxine (<i>Effexor</i> ®)	
ATYPICAL	
Bupropion (<i>Wellbutrin</i> ®)	
Mirtazapine (<i>Remeron</i> ®)	
Trazodone (<i>Desyrel</i> ®)	
Vortioxetine (<i>Trintellix</i> ®)	
TCA	
Amitriptyline (<i>Elavil</i> ®)	
Clomipramine (<i>Anafranil</i> ®)	
Desipramine (<i>Norpramin</i> ®)	
Doxepin (<i>Sinequan</i> ®)	
Imipramine (<i>Tofranil</i> ®)	
Nortriptyline (<i>Pamelor</i> ®)	

MOOD STABILIZERS AND ANTICONVULSANTS	
MOOD STABILIZERS	
Carbamazepine (<i>Tegretol</i> ®)	
Lamotrigine (<i>Lamictal</i> ®)	
Lithium (<i>Eskalith</i> ®)	
Valproic Acid (<i>Depakote</i> ®)	
OTHER MEDICATIONS OF INTEREST	
Eslicarbazepine	
Levetiracetam	
Oxcarbazepine (<i>Trileptal</i> ®)	
Phenobarbital	
Phenytoin	
Topiramate (<i>Topamax</i> ®)	
Vigabatrin	
Zonisamide	

ANXIOLYTICS / SLEEP DRUGS	
Alprazolam (<i>Xanax</i> ®)	
Buspirone (<i>BuSpar</i> ®)	
Clonazepam (<i>Klonopin</i> ®)	
Eszopiclone (<i>Lunesta</i> ®)	
Lorazepam (<i>Ativan</i> ®)	
Zolpidem (<i>Ambien</i> ®)	

SUBSTANCE USE	
Methadone	
Naloxone	
Naltrexone	

ANTIPSYCHOTICS	
2nd GENERATION	
Aripiprazole (<i>Abilify</i> ®)	
Brexpiprazole	
Clozapine (<i>Clozaril</i> ®)	
Iloperidone (<i>Fanapt</i> ®)	
Lurasidone (<i>Latuda</i> ®)	
Olanzapine (<i>Zyprexa</i> ®)	
Paliperidone (<i>Invega</i> ®)	
Quetiapine (<i>Seroquel</i> ®)	
Risperidone (<i>Risperdal</i> ®)	
1st GENERATION	
Haloperidol (<i>Haldol</i> ®)	
Perphenazine (<i>Trilafon</i> ®)	
Pimozide	
Thioridazine (<i>Mellaril</i> ®)	












ADHD, NARCOLEPSY & BINGE EATING	
STIMULANTS	
Amphetamines (<i>Adderall</i> ®)	
Lisdexamfetamine	
Methylphenidate (<i>Ritalin</i> ®...)	
NON-STIMULANTS	
Atomoxetine (<i>Strattera</i> ®)	


Well Organized Reports

Not just alphabetic!

SUMMARY TABLE

An initial interpretation of the results obtained from the patient's genetic profile is displayed in a table below. For each drug examined, the result is indicated according to the following code:

	No genetic variants relevant to the treatment have been found. Use as directed.		Need for drug dose monitoring and/or less likelihood of positive response.		Contraindication		
	Increased likelihood of positive response and/or lower risk of adverse drug reactions.		Increased risk of adverse drug reactions.		Combination not advised		
					Monitor parameters		
					Warning / Information		
							Increase dose
							Decrease dose











ANTIDEPRESSANTS		MOOD STABILIZERS AND ANTICONVULSANTS		ANTIPSYCHOTICS	
SSRI		MOOD STABILIZERS		2nd GENERATION	
Citalopram (Celexa®)		Carbamazepine (Tegretol®)		Aripiprazole (Abilify®)	
Escitalopram (Lexapro®)		Lamotrigine (Lamictal®)		Brexpiprazole	
Fluoxetine (Prozac®)		Lithium (Eskalith®)		Clozapine (Clozaril®)	
Fluvoxamine (Luvox®)		Valproic Acid (Depakote®)		Iloperidone (Fanapt®)	
Paroxetine (Paxil®)		OTHER MEDICATIONS OF INTEREST		Lurasidone (Latuda®)	
Sertraline (Zoloft®)		Eslicarbazepine		Olanzapine (Zyprexa®)	
SNRI		Levetiracetam		Paliperidone (Invega®)	
Desvenlafaxine (Pristiq®)		Oxcarbazepine (Trileptal®)		Quetiapine (Seroquel®)	
Duloxetine (Cymbalta®)		Phenobarbital		Risperidone (Risperdal®)	
Venlafaxine (Effexor®)		Phenytoin		1st GENERATION	
ATYPICAL		Topiramate (Topamax®)		Haloperidol (Haldol®)	
Bupropion (Wellbutrin®)		Vigabatrin		Perphenazine (Trilafon®)	
Mirtazapine (Remeron®)		Zonisamide		Pimozide	
Trazodone (Desyrel®)		ANXIOLYTICS / SLEEP DRUGS		Thioridazine (Mellaril®)	
Vortioxetine (Trintellix®)		Alprazolam (Xanax®)		ADHD, NARCOLEPSY & BINGE EATING	
TCA		Buspirone (BuSpar®)		STIMULANTS	
Amitriptyline (Elavil®)		Clonazepam (Klonopin®)		Amphetamines (Adderall®)	
Clomipramine (Anafranil®)		Eszopiclone (Lunesta®)		Lisdexamfetamine	
Desipramine (Norpramin®)		Lorazepam (Ativan®)		Methylphenidate (Ritalin®...)	
Doxepin (Sinequan®)		Zolpidem (Ambien®)		NON-STIMULANTS	
Imipramine (Tofranil®)		SUBSTANCE USE		Atomoxetine (Strattera®)	
Nortriptyline (Pamelor®)		Methadone			
		Naloxone			
		Naltrexone			

Well Organized Reports

Not just alphabetic!


























































SUMMARY TABLE

An initial interpretation of the results obtained from the patient's genetic profile is displayed in a table below. For each drug examined, the result is indicated according to the following code:

	No genetic variants relevant to the treatment have been found. Use as directed.		Need for drug dose monitoring and/or less likelihood of positive response.		Contraindication
	Increased likelihood of positive response and/or lower risk of adverse drug reactions.		Increased risk of adverse drug reactions.		Combination not advised
					Monitor parameters
					Warning / Information
					Increase dose
					Decrease dose











Well Organized Reports

Not just alphabetic!


























































ANTIDEPRESSANTS		MOOD STABILIZERS AND ANTICONVULSANTS		ANTIPSYCHOTICS	
SSRI		MOOD STABILIZERS		2nd GENERATION	
Citalopram (Celexa®)		Carbamazepine (Tegretol®)		Aripiprazole (Abilify®)	
Escitalopram (Lexapro®)		Lamotrigine (Lamictal®)		Brexpiprazole	
Fluoxetine (Prozac®)		Lithium (Eskalith®)		Clozapine (Clozaril®)	
Fluvoxamine (Luvox®)		Valproic Acid (Depakote®)		Iloperidone (Fanapt®)	
Paroxetine (Paxil®)		OTHER MEDICATIONS OF INTEREST		Lurasidone (Latuda®)	
Sertraline (Zoloft®)		Eslicarbazepine		Olanzapine (Zyprexa®)	
SNRI		Levetiracetam		Paliperidone (Invega®)	
Desvenlafaxine (Pristiq®)		Oxcarbazepine (Trileptal®)		Quetiapine (Seroquel®)	
Duloxetine (Cymbalta®)		Phenobarbital		Risperidone (Risperdal®)	
Venlafaxine (Effexor®)		Phenytoin		1st GENERATION	
ATYPICAL		Topiramate (Topamax®)		Haloperidol (Haldol®)	
Bupropion (Wellbutrin®)		Vigabatrin		Perphenazine (Trilafon®)	
Mirtazapine (Remeron®)		Zonisamide		Pimozide	
Trazodone (Desyrel®)		ANXIOLYTICS / SLEEP DRUGS		Thioridazine (Mellaril®)	
Vortioxetine (Trintellix®)		Alprazolam (Xanax®)		ADHD, NARCOLEPSY & BINGE EATING	
TCA		Buspirone (BuSpar®)		STIMULANTS	
Amitriptyline (Elavil®)		Clonazepam (Klonopin®)		Amphetamines (Adderall®)	
Clomipramine (Anafranil®)		Eszopiclone (Lunesta®)		Lisdexamfetamine	
Desipramine (Norpramin®)		Lorazepam (Ativan®)		Methylphenidate (Ritalin®...)	
Doxepin (Sinequan®)		Zolpidem (Ambien®)		NON-STIMULANTS	
Imipramine (Tofranil®)		SUBSTANCE USE		Atomoxetine (Strattera®)	
Nortriptyline (Pamelor®)		Methadone			
		Naloxone			
		Naltrexone			

SUMMARY TABLE

An initial interpretation of the results obtained from the patient's genetic profile is displayed in a table below. For each drug examined, the result is indicated according to the following code:

	No genetic variants relevant to the treatment have been found. Use as directed.		Need for drug dose monitoring and/or less likelihood of positive response.		Contraindication
	Increased likelihood of positive response and/or lower risk of adverse drug reactions.		Increased risk of adverse drug reactions.		Combination not advised
					Monitor parameters
					Warning / Information
					Increase dose
					Decrease dose

Well Organized Reports

ANTIDEPRESSANTS		MOOD STABILIZERS AND ANTICONVULSANTS		ANTIPSYCHOTICS	
SSRI		MOOD STABILIZERS		2nd GENERATION	
Citalopram (Celexa®)		Carbamazepine (Tegretol®)		Aripiprazole (Abilify®)	
Escitalopram (Lexapro®)		Lamotrigine (Lamictal®)		Brexpiprazole	
Fluoxetine (Prozac®)		Lithium (Eskalith®)		Clozapine (Clozaril®)	
Fluvoxamine (Luvox®)		Valproic Acid (Depakote®)		Iloperidone (Fanapt®)	
Paroxetine (Paxil®)		OTHER MEDICATIONS OF INTEREST		Lurasidone (Latuda®)	
Sertraline (Zoloft®)		Eslicarbazepine		Olanzapine (Zyprexa®)	
SNRI		Levetiracetam		Paliperidone (Invega®)	
Desvenlafaxine (Pristiq®)		Oxcarbazepine (Trileptal®)		Quetiapine (Seroquel®)	
Duloxetine (Cymbalta®)		Phenobarbital		Risperidone (Risperdal®)	
Venlafaxine (Effexor®)		Phenytoin		1st GENERATION	
ATYPICAL		Topiramate (Topamax®)		Haloperidol (Haldol®)	
Bupropion (Wellbutrin®)		Vigabatrin		Perphenazine (Trilafon®)	
Mirtazapine (Remeron®)		Zonisamide		Pimozide	
Trazodone (Desyrel®)		ANXIOLYTICS / SLEEP DRUGS		Thioridazine (Mellaril®)	
Vortioxetine (Trintellix®)		Alprazolam (Xanax®)		ADHD, NARCOLEPSY & BINGE EATING	
TCA		Buspirone (BuSpar®)		STIMULANTS	
Amitriptyline (Elavil®)		Clonazepam (Klonopin®)		Amphetamines (Adderall®)	
Clomipramine (Anafranil®)		Eszopiclone (Lunesta®)		Lisdexamfetamine	
Desipramine (Norpramin®)		Lorazepam (Ativan®)		Methylphenidate (Ritalin®...)	
Doxepin (Sinequan®)		Zolpidem (Ambien®)		NON-STIMULANTS	
Imipramine (Tofranil®)		SUBSTANCE USE		Atomoxetine (Strattera®)	
Nortriptyline (Pamelor®)		Methadone			
		Naloxone			
		Naltrexone			

Not just alphabetic!

Report Demo:

1. Primary Care (Static)
2. Mental Health (Dynamic)

Case Study

DEMOGRAPHIC DATA AND DIAGNOSIS

16-year-old adolescent, adopted at the age of 2 months. Severe Attention-Deficit Hyperactivity Disorder (ADHD) and conduct disorder, childhood onset at 5 years old.

Other features:

- Before the age of 3, was very disruptive (difficult-to-raise child”)
- From 3 to 10-yo, several behavioral problems at school and home
- At the age of 10, frequent and severe antisocial behavior, including delinquent behavior and drug abuse
- Foster care at 11-year-old, at the residential care:
 - Restless behavior, emotional coldness, fighting with other adolescent mates, and severe insomnia
 - He tried trafficking different types of illegal drugs
 - He frequently ran away
 - Poor school achievement, IQ78



Case Study Continued

CLINICAL HISTORY

Effects of pharmacotherapy (before using PGx-guided treatment):

- Refractory to most of the medications used at foster care and reported several side-effects.
- Conduct disorder was impossible to control even using up to 10 different drugs at the same time.

PHARMACOLOGICAL TREATMENT

Psychiatric medication:

- Atomoxetine 80 mg/d
- Methylphenidate 20 mg/d
- Risperidone 4 mg/d
- Olanzapine 20 mg/d + Melatonin 2 mg/night – because of insomnia
- Propranolol 5 mg/d – because of palpitations and anxiety
- Biperiden 4 mg/d – neck dystonia and akathisia during the last 4 years
- Lorazepam 3 mg/d – for anxiety

Previously, had been treated with fluoxetine, fluvoxamine, carbamazepine, aripiprazole, paliperidone, and thioridazine, at usual dosages, without any positive results.

August 2014 – PGx testing initiated (14-year-old, prescribed after last runaway).

Case Study Continued

Antidepressants					
Amitriptyline		Bupropion	Standard	Citalopram	
Clomipramine		Desipramine		Doxepine	
Duloxetine		Escitalopram		Fluoxetine	
Fluvoxamine		Imipramine		Mianserin	
Mirtazapine	Standard	Nortriptyline		Paroxetine	
Sertraline		Trimipramine		Venlafaxine	

Antipsychotics					
Aripiprazole		Clozapine		Haloperidol	
Olanzapine		Paliperidone		Perphenazine	
Pimozide		Quetiapine	Standard	Risperidone	
Thioridazine		Ziprasidone	Standard	Zuclopenthixol	

Stabilizers and anticonvulsants					
Carbamazepine		Clonazepam	Standard	Lamotrigine	Standard
Levetiracetam	Standard	Lithium*	Standard	Oxcarbazepine	Standard
Phenobarbital	Standard	Phenytoin		Pregabalin	Standard
Topiramate	Standard	Valproic Acid	Standard	Vigabatrin	Standard

Anxiolytics / Hypnotics			
Clobazam	Standard	Lorazepam	Standard

Others			
Atomoxetine		Methadone	Standard
Naloxone		Naltrexone	
		Methylphenidate	
		Pramipexol	

PATIENT'S METABOLIZING PROFILE		
Gene	Genotype	Phenotype
CYP1A2	*1F/*1F	Ultrarapid metabolizer
CYP2B6	*1/*6	Extensive (normal) metabolizer
CYP2C9	*1/*1	Extensive (normal) metabolizer
CYP2C19	*1/*17	Extensive (normal) metabolizer
CYP2D6	*1/*4	Intermediate metabolizer

PHARMACOGENETIC EVALUATION

Interpretation:

- CYP1A2 UM phenotype may explain why insomnia was still present, even at high olanzapine doses (plus melatonin).
- Decreased therapeutic response to both fluoxetine and fluvoxamine could be explained by the 5HTTLPR S/S genotype.
- AKT1-DDIT4-FCHSD1-RPTOR genes allele variation increase the risk of extrapyramidal symptoms when using either risperidone or paliperidone, as observed.
- CYP2D6 IM phenotype combined with polypharmacy often results in PM phenotype, explaining adverse effects with atomoxetine and risperidone. 2D6 PM phenotype could also interfere with clozapine plasma levels (FDA labelling cautions dose reductions may be necessary)

Case Study Continued

Antidepressants					
Amitriptyline	⚠️	Bupropion	⊗	Citalopram	⚠️
Clomipramine	⚠️	Desipramine	⚠️	Doxepine	⚠️
Duloxetine	⚠️	Escitalopram	⚠️	Fluoxetine	⚠️
Fluvoxamine	⚠️	Imipramine	⚠️	Mianserin	⚠️
Mirtazapine	ⓘ	Nortriptyline	⚠️	Paroxetine	⚠️
Sertraline	⚠️	Trimipramine	⚠️	Venlafaxine	⚠️

Antipsychotics					
Aripiprazole	⚠️	Clonazepam	⚠️	Haloperidol	⚠️
Olanzapine	⚠️	Paliperidone	⚠️	Perphenazine	⚠️
Pimozide	⚠️	Quetiapine	⚠️	Risperidone	⚠️
Thioridazine	⊗	Ziprasidone	⚠️	Zuclophenthixol	ⓘ

Stabilizers and anticonvulsants					
Carbamazepine	⚠️	Clonazepam	⚠️	Lamotrigine	⚠️
Levetiracetam	⚠️	Lithium*	⚠️	Oxcarbazepine	⚠️
Phenobarbital	⚠️	Phenytoin	⚠️	Pregabalin	ⓘ
Topiramate	⚠️	Valproic Acid	⚠️	Vigabatrin	ⓘ

Anxiolytics / Hypnotics			
Clobazam	⚠️	Lorazepam	Standard

Others			
Atomoxetine	⚠️	Methadone	⚠️
Naloxone	ⓘ	Naltrexone	ⓘ
Methylphenidate	⚠️	Pramipexol	⚠️

PATIENT'S METABOLIZING PROFILE		
Gene	Genotype	Phenotype
CYP1A2	*1F/*1F	Ultrarapid metabolizer
CYP2B6	*1/*6	Extensive (normal) metabolizer
CYP2C9	*1/*1	Extensive (normal) metabolizer
CYP2C19	*1/*17	Extensive (normal) metabolizer
CYP2D6	*1/*4	Intermediate metabolizer

CHANGES INTRODUCED POST TESTING

Pre-testing last treatment	Post-testing changes	Reasons
Methylphenidate 20 mg/d	Dose optimization up to 70 mg/d	Patient carrier of variants of higher likelihood of good response Drug not substrate for CYP2D6
Atomoxetine 80 mg/d	Progressive withdrawal	Adverse effects (palpitations, anxiety) possibly explained by the IM phenotype of CYP2D6
	Quetiapine addition up to 300 mg/d	One of the 2 APs Indicated as "standard" in the test Aim: Olanzapine/Risperidone substitution
Olanzapine 20 mg/d	Progressive withdrawal	Inefficacy because of poor drug exposure due to the UM phenotype for CYP1A2
Risperidone 4 mg/d	Progressive withdrawal	Extrapyramidalism (indicated by the test and present in the patient)
Biperiden 5 mg/d	Discontinuation	EPS disappears after antipsychotic drug substitution
Propranolol 4 mg/d	Discontinuation	Previous side effects disappeared thus to the reported medication changes

Case Study Conclusion

Antidepressants					
Amitriptyline	⚠️	Bupropion	⊗	Citalopram	⚠️
Clomipramine	⚠️	Desipramine	⚠️	Doxepine	⚠️
Duloxetine	⚠️	Escitalopram	⚠️	Fluoxetine	⚠️
Fluvoxamine	⚠️	Imipramine	⚠️	Mianserin	⚠️
Mirtazapine	ⓘ	Nortriptyline	⚠️	Paroxetine	⚠️
Sertraline	⚠️	Trimipramine	⚠️	Venlafaxine	⚠️

Antipsychotics					
Aripiprazole	⚠️	Clozapine	⚠️	Haloperidol	⚠️
Olanzapine	⚠️	Paliperidone	⚠️	Perphenazine	⚠️
Pimozide	⚠️	Quetiapine	⚠️	Risperidone	⚠️
Thioridazine	⊗	Ziprasidone	⚠️	Zuclopenthixol	ⓘ

Stabilizers and anticonvulsants					
Carbamazepine	⚠️	Clonazepam	⚠️	Lamotrigine	⚠️
Levetiracetam	⚠️	Lithium*	⚠️	Oxcarbazepine	⚠️
Phenobarbital	⚠️	Phenytoin	⚠️	Pregabalin	ⓘ
Topiramate	⚠️	Valproic Acid	⚠️	Vigabatrin	ⓘ

Anxiolytics / Hypnotics			
Clobazam	⚠️	Lorazepam	Standard

Others					
Atomoxetine	⚠️	Methadone	⚠️	Methylphenidate	⚠️
Naloxone	ⓘ	Naltrexone	ⓘ	Pramipexol	⚠️

FOLLOW-UP

- Progressive improvement of ADHD-core symptoms, antisocial behavior, and insomnia.
- Overt aggressive and delinquent behavior eventually disappeared.
- For the first time in his life, was able to behave properly and do homework around two hours a day.
- Later on, he began a supervised, paid-job as a gardener. He has been working for more than one year without any problem.
- He was also able to engage in cognitive-behavior therapy
- Was given more autonomy, and began to spend more time with his parents.

✓ The poor clinical response to the medications and the reported side effects made impossible to adhere to drug therapy.

✓ PGx testing at an initial stage might have avoided polypharmacy, reduced side effects and increasing adherence.

Critical Factors for PGx Implementation

- Scalability
- Reimbursement
- Physician Adoption

SCALABILITY: ORDERING / INTAKE

- Key elements:
 - Panel selection
 - Comprehensive panel, sub-panel (mental health, cardiovascular, etc), single-gene
 - Demographics
 - Age
 - Ethnicity
 - Indications for ordering
 - ICD-10s
 - Previous failed therapy
 - Existing medications
 - Gene/drug pairs
 - Lifestyle factors
 - Co-morbidities
 - Supplements
 - Informed Consent
 - Patient consent for genetic testing
 - Physician signature for medical necessity & order



PRECISION GENETICS
with MedGen

Physical and Billing Address:
645 Meeting Street - Charleston, SC 29403
877.843.6544 (phone) • 803.645.9528 (fax)
OL#R-4202115296

CANCER GENOMICS (CGx) SCREENING TEST REQUISITION

TEST REQUESTED (CHOOSE ONLY ONE TEST PANEL)

Comprehensive Test Panel
 ATM, APC, AXIN2, BAP1, BARD1, BLM, BMPR1A, BRCA1, BRCA2, BRIP1, CDH1, CDKN2A, CHEK2, DICER1, EPCAM, GALNT12, GREM1, HOXB13, MEN1, MET, MTF, MLH1, MLH3, MRE11A, MSH2, MSH3, MSH6, MUTHY, NBN, NF1, NTHL1, PALB2, PMS2, POLD1, POLE, PTEN, RAD50, RAD51C, RAD51D, RET, RNF43, RPS20, SDHA, SDHAF2, SDHB, SDHC, SDHD, SMAD4, STK11, TP53, VHL

Breast Cancer Genetic Test Panel
 ATM, BARD1, BRCA1, BRCA2, BRIP1, CDH1, CHEK2, EPCAM, MLH1, MRE11A, MSH2, MSH6, MUTHY, NBN, NF1, PALB2, PMS2, PTEN, STK11, TP53

Ovarian Cancer Genetic Test Panel
 ATM, BRIP1, EPCAM, MLH1, MSH2, MSH6, PMS2, RAD51C, RAD51D, STK11

Single-Gene Assay
 Gene to be assayed: _____

Single Variant Assay
 Variant to be assayed: _____

SAMPLE COLLECTION DATE (mm/dd/yyyy) / /

PATIENT INFORMATION

Patient Name (Last, First): _____ Street Address _____ City _____ State _____ Zip _____

Phone: _____ Date of Birth: _____ Biological Sex: Male Female

Patient Ethnicity: Caucasian African American Hispanic Asian American Indian/Native Alaskan
 REQUIRED Hawaiian/Pacific Islander Ashkenazi Jewish Sephardic Jewish Other/Unknown (please specify) _____

PATIENT PAYMENT/INSURANCE INFORMATION

INSURANCE BILLING (include copy of both sides of insurance card) PATIENT SELF-PAY (if billing address is different from above, please list)

Patient Relation to Policy Holder Name and DOB of Policy Holder
 Self Spouse Child

Primary Insurance Company Subscriber Number Policy Number Group Number

Insurance Type: Commercial Medicare Medicaid

Secondary Insurance Company Subscriber Number Policy Number Group Number

Insurance Type: Commercial Medicare Medicaid

I request and authorize Precision Genetics to perform the designated test(s) on the sample provided by me as well as provide clinical reporting for the attached sample. I, the undersigned, understand that I am responsible for all assays and deductibles, and for amounts not covered by insurance. By signing this authorization, I acknowledge that payments be made on my behalf to Precision Genetics for any services provided to me by Precision Genetics. I also allow the release of any medical information necessary to process this claim. I understand that no tests other than those requested above will be performed. I understand that DNA from the attached sample may be kept by the laboratory for up to 25 years, used for internal laboratory quality assurance purposes, and, in some cases, DNA may be used by the laboratory for new test development and research purposes after all identifying information has been removed.

Patient Name (Print): _____ Patient Signature: _____

Date: _____

PHYSICIAN DIAGNOSIS INFORMATION/ICD-10 CODES (Report codes that best describe the reasons for performing the test) PLEASE IDENTIFY A MINIMUM OF THREE CODES (page 2)

Diagnostic Code 1 _____ Diagnostic Code 2 _____ Diagnostic Code 3 _____
 Diagnostic Code 4 _____ Diagnostic Code 5 _____ Diagnostic Code 6 _____

ICD-10 codes:
 Z03.0 Family history of malignant neoplasm of breast
 Z03.01 Family history of malignant neoplasm of unspecified site of unspecified female breast
 Z03.02 Family history of malignant neoplasm of digestive organs
 Z03.03 Family history of malignant neoplasm of prostate
 Z03.04 Family history of malignant neoplasm of breast cancer
 Z03.05 Family history of malignant neoplasm of ovary
 Z03.06 Family history of malignant neoplasm of unspecified site of unspecified female breast
 Z03.07 Family history of malignant neoplasm of unspecified site of unspecified female breast
 Z03.08 Family history of malignant neoplasm of unspecified site of unspecified female breast
 Z03.09 Family history of malignant neoplasm of unspecified site of unspecified female breast
 Z03.10 Family history of malignant neoplasm of unspecified site of unspecified female breast
 Z03.11 Family history of malignant neoplasm of unspecified site of unspecified female breast
 Z03.12 Family history of malignant neoplasm of unspecified site of unspecified female breast
 Z03.13 Family history of malignant neoplasm of unspecified site of unspecified female breast
 Z03.14 Family history of malignant neoplasm of unspecified site of unspecified female breast
 Z03.15 Family history of malignant neoplasm of unspecified site of unspecified female breast
 Z03.16 Family history of malignant neoplasm of unspecified site of unspecified female breast
 Z03.17 Family history of malignant neoplasm of unspecified site of unspecified female breast
 Z03.18 Family history of malignant neoplasm of unspecified site of unspecified female breast
 Z03.19 Family history of malignant neoplasm of unspecified site of unspecified female breast
 Z03.20 Family history of malignant neoplasm of unspecified site of unspecified female breast
 Z03.21 Family history of malignant neoplasm of unspecified site of unspecified female breast
 Z03.22 Family history of malignant neoplasm of unspecified site of unspecified female breast
 Z03.23 Family history of malignant neoplasm of unspecified site of unspecified female breast
 Z03.24 Family history of malignant neoplasm of unspecified site of unspecified female breast
 Z03.25 Family history of malignant neoplasm of unspecified site of unspecified female breast
 Z03.26 Family history of malignant neoplasm of unspecified site of unspecified female breast
 Z03.27 Family history of malignant neoplasm of unspecified site of unspecified female breast
 Z03.28 Family history of malignant neoplasm of unspecified site of unspecified female breast
 Z03.29 Family history of malignant neoplasm of unspecified site of unspecified female breast
 Z03.30 Family history of malignant neoplasm of unspecified site of unspecified female breast
 Z03.31 Family history of malignant neoplasm of unspecified site of unspecified female breast
 Z03.32 Family history of malignant neoplasm of unspecified site of unspecified female breast
 Z03.33 Family history of malignant neoplasm of unspecified site of unspecified female breast
 Z03.34 Family history of malignant neoplasm of unspecified site of unspecified female breast
 Z03.35 Family history of malignant neoplasm of unspecified site of unspecified female breast
 Z03.36 Family history of malignant neoplasm of unspecified site of unspecified female breast
 Z03.37 Family history of malignant neoplasm of unspecified site of unspecified female breast
 Z03.38 Family history of malignant neoplasm of unspecified site of unspecified female breast
 Z03.39 Family history of malignant neoplasm of unspecified site of unspecified female breast
 Z03.40 Family history of malignant neoplasm of unspecified site of unspecified female breast
 Z03.41 Family history of malignant neoplasm of unspecified site of unspecified female breast
 Z03.42 Family history of malignant neoplasm of unspecified site of unspecified female breast
 Z03.43 Family history of malignant neoplasm of unspecified site of unspecified female breast
 Z03.44 Family history of malignant neoplasm of unspecified site of unspecified female breast
 Z03.45 Family history of malignant neoplasm of unspecified site of unspecified female breast
 Z03.46 Family history of malignant neoplasm of unspecified site of unspecified female breast
 Z03.47 Family history of malignant neoplasm of unspecified site of unspecified female breast
 Z03.48 Family history of malignant neoplasm of unspecified site of unspecified female breast
 Z03.49 Family history of malignant neoplasm of unspecified site of unspecified female breast
 Z03.50 Family history of malignant neoplasm of unspecified site of unspecified female breast
 Z03.51 Family history of malignant neoplasm of unspecified site of unspecified female breast
 Z03.52 Family history of malignant neoplasm of unspecified site of unspecified female breast
 Z03.53 Family history of malignant neoplasm of unspecified site of unspecified female breast
 Z03.54 Family history of malignant neoplasm of unspecified site of unspecified female breast
 Z03.55 Family history of malignant neoplasm of unspecified site of unspecified female breast
 Z03.56 Family history of malignant neoplasm of unspecified site of unspecified female breast
 Z03.57 Family history of malignant neoplasm of unspecified site of unspecified female breast
 Z03.58 Family history of malignant neoplasm of unspecified site of unspecified female breast
 Z03.59 Family history of malignant neoplasm of unspecified site of unspecified female breast
 Z03.60 Family history of malignant neoplasm of unspecified site of unspecified female breast
 Z03.61 Family history of malignant neoplasm of unspecified site of unspecified female breast
 Z03.62 Family history of malignant neoplasm of unspecified site of unspecified female breast
 Z03.63 Family history of malignant neoplasm of unspecified site of unspecified female breast
 Z03.64 Family history of malignant neoplasm of unspecified site of unspecified female breast
 Z03.65 Family history of malignant neoplasm of unspecified site of unspecified female breast
 Z03.66 Family history of malignant neoplasm of unspecified site of unspecified female breast
 Z03.67 Family history of malignant neoplasm of unspecified site of unspecified female breast
 Z03.68 Family history of malignant neoplasm of unspecified site of unspecified female breast
 Z03.69 Family history of malignant neoplasm of unspecified site of unspecified female breast
 Z03.70 Family history of malignant neoplasm of unspecified site of unspecified female breast
 Z03.71 Family history of malignant neoplasm of unspecified site of unspecified female breast
 Z03.72 Family history of malignant neoplasm of unspecified site of unspecified female breast
 Z03.73 Family history of malignant neoplasm of unspecified site of unspecified female breast
 Z03.74 Family history of malignant neoplasm of unspecified site of unspecified female breast
 Z03.75 Family history of malignant neoplasm of unspecified site of unspecified female breast
 Z03.76 Family history of malignant neoplasm of unspecified site of unspecified female breast
 Z03.77 Family history of malignant neoplasm of unspecified site of unspecified female breast
 Z03.78 Family history of malignant neoplasm of unspecified site of unspecified female breast
 Z03.79 Family history of malignant neoplasm of unspecified site of unspecified female breast
 Z03.80 Family history of malignant neoplasm of unspecified site of unspecified female breast
 Z03.81 Family history of malignant neoplasm of unspecified site of unspecified female breast
 Z03.82 Family history of malignant neoplasm of unspecified site of unspecified female breast
 Z03.83 Family history of malignant neoplasm of unspecified site of unspecified female breast
 Z03.84 Family history of malignant neoplasm of unspecified site of unspecified female breast
 Z03.85 Family history of malignant neoplasm of unspecified site of unspecified female breast
 Z03.86 Family history of malignant neoplasm of unspecified site of unspecified female breast
 Z03.87 Family history of malignant neoplasm of unspecified site of unspecified female breast
 Z03.88 Family history of malignant neoplasm of unspecified site of unspecified female breast
 Z03.89 Family history of malignant neoplasm of unspecified site of unspecified female breast
 Z03.90 Family history of malignant neoplasm of unspecified site of unspecified female breast
 Z03.91 Family history of malignant neoplasm of unspecified site of unspecified female breast
 Z03.92 Family history of malignant neoplasm of unspecified site of unspecified female breast
 Z03.93 Family history of malignant neoplasm of unspecified site of unspecified female breast
 Z03.94 Family history of malignant neoplasm of unspecified site of unspecified female breast
 Z03.95 Family history of malignant neoplasm of unspecified site of unspecified female breast
 Z03.96 Family history of malignant neoplasm of unspecified site of unspecified female breast
 Z03.97 Family history of malignant neoplasm of unspecified site of unspecified female breast
 Z03.98 Family history of malignant neoplasm of unspecified site of unspecified female breast
 Z03.99 Family history of malignant neoplasm of unspecified site of unspecified female breast
 Other ICD-10 _____

ORDERING PHYSICIAN INFORMATION

Physician NPI# _____ Physician Name _____ Facility Name/Office Contact _____
 Street Address _____ City _____ State _____ Zip _____
 Contact Phone _____ Physician Email _____ Contact Email (Required for access to patient test results) _____

CONFIRMATION OF INFORMED CONSENT AND MEDICAL NECESSITY FOR GENETIC TESTING

By signing this form, the medical professional acknowledges that the individual/family member authorized to make decisions for the individual (collectively, the "Patient") has been supplied information regarding and consented to undergo selected testing, substantially as set forth in Precision Genetics informed consent for selected testing and has been informed that Precision Genetics may notify them of clinical updates related to test results (in consultation with the ordering medical professional as indicated). I agree to allow Precision Genetics to facilitate the provision of pre-test, counseling, if required by insurer, services by a third-party service, unless otherwise indicated by checking this box.

Physician Signature: _____ Date: _____

RELATIVE RISK SCORES FOR BRCA1 and/or BRCA2 genes

My patient meets the following eligibility criteria to perform this analysis.
 * Female, 18-84 years old
 * No personal history of breast cancer
 * No personal history of a germline mutation in the following genes: ATM, BARD1, CDH1, CHEK2, NF1, PALB2, PTEN, STK11, TP53
 * Genetic test order must include the BRCA1 and/or BRCA2 genes

PATIENT PERSONAL HEALTH HISTORY

Weight: _____ lbs. Body Status: Parous Nulliparous Menopausal status: Pre-menopausal Peri-menopausal Post-menopausal
 Menarche: _____ in Age at first live birth: _____ Age at menarche: _____ Age at Menopause: _____

Has the patient had germline genetic testing for the BRCA1/BRCA2 gene?
 Yes No Unknown testing result
 * If yes, what was the patient's germline BRCA1 genetic test result?
 Positive Negative VUS Positive Negative VUS
 * If yes, what was the patient's germline BRCA2 genetic test result?
 Positive Negative VUS

Has the patient ever used hormone replacement therapy (HRT)?
 Yes No Unknown
 If yes, indicate HRT type (select one): Estrogen only Combined VUS
 If yes, indicate the years of usage:
 Current User: Used for _____ total years Intended to use for _____ years
 Used less than 5 years ago: Used for _____ total years Used less than _____ years ago
 Used 5 or more years ago
 Unknown

BREAST HEALTH HISTORY

Has the patient had a prior abnormal/biopsy of the following type?
 Atypical hyperplasia (not typical)
 Atypical hyperplasia
 Lobular carcinoma in-situ (LCIS)
 Prior biopsy, result unknown

Has the patient had a breast density assessment?
 Yes No Unknown

If yes, indicate method and measure below (check all that apply):
 Mammogram
 Ultrasound
 MRI
 Mammogram Percentage Density: _____ %
 MRI Percentage Density: _____ %
 Mammogram ATLAS Density (select one):
 Scattered Scattered Scattered Scattered
 Almost entirely fatty Scattered Scattered Scattered
 Heterogeneously dense Scattered Scattered Scattered

FAMILY HISTORY

Have any of the patient's blood relatives had breast and/or ovarian cancer or BRCA genetic testing? Yes No Unknown

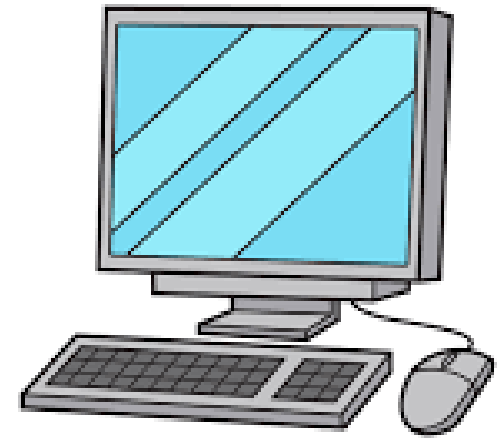
How many of the below relatives does the patient have?
 *Number of sister(s): _____
 *Number of daughter(s): _____
 *Number of maternal aunt(s): _____
 *Number of paternal aunt(s): _____

Relative's Relationship to Patient	Maternal/Paternal	Breast/Ovarian Diagnosis	BRCA1/BRCA2 test Results
_____	<input type="checkbox"/> Maternal <input type="checkbox"/> Paternal	<input type="checkbox"/> Breast <input type="checkbox"/> Ovarian	Variants: _____ Pathogenicity: _____
_____	<input type="checkbox"/> Maternal <input type="checkbox"/> Paternal	<input type="checkbox"/> Breast <input type="checkbox"/> Ovarian	Variants: _____ Pathogenicity: _____
_____	<input type="checkbox"/> Maternal <input type="checkbox"/> Paternal	<input type="checkbox"/> Breast <input type="checkbox"/> Ovarian	Variants: _____ Pathogenicity: _____
_____	<input type="checkbox"/> Maternal <input type="checkbox"/> Paternal	<input type="checkbox"/> Breast <input type="checkbox"/> Ovarian	Variants: _____ Pathogenicity: _____

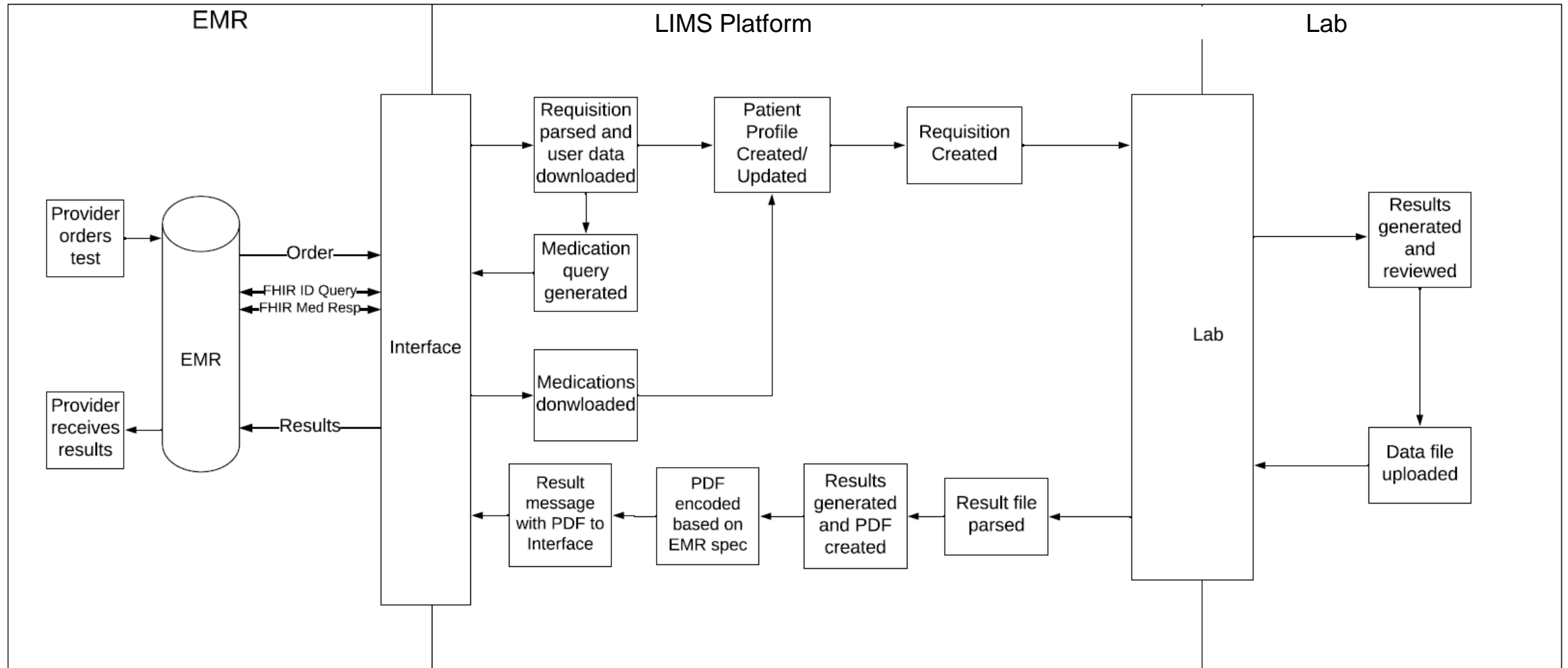
ACC# 020-758 Precision Genetics, Inc. June 2022



SCALABILITY



IT Scalability



Electronic Ordering / Resulting

Physician Order / Result Portal

EMR Orderable / Resulted

ORDER TEST

1 Patient Details 2 Procedure 3 Samples Finish

Patient Organization *

Generations Group

First Name * Last Name *

Test Patient

Date of Birth *

11/26/_199

External Id * Email

G00528

Race * Gender * Phone

Undisclosed/Unknown Male x #####

Address City State

123 Street Greenville SC

Zipcode

29644

Save Continue →



Epic Patient Lookup In Basket My Reports Personalize View Schedule Remind Me Workqueues Patient Transport

Mghunttest, One MRN: 8473235 Language: English Pat... Allergies Latex, Natura... Code: Not on... Prim...
Female, 5 years, 09/15/2010 PCP: Park, Paul H My Sticky Note: MOLST NOT... CSN...

Chart Review (Last Refresh: 10:50:00 AM)

Snapshot Encounters Labs Imaging Cardiology Procedures Other Orders Meds Episodes Letters Notes Referr

Filters Refresh Routes Review Selected Results Review Lab Flowsheet

12 records match filters, all records loaded

Hide Canceled Blood Bank Micro Urine Pat

Filters: Hide Canceled, Encounter (5/12/2016 Gesmundo, Joseph D, MD [Office Visit])

Date/Time	Test	Status	Rec Date	Rec Time	Encount
05/12/2016 10:39	PT-INR	Standing			Office Vi
05/12/2016 10:37	Hemoglobin electrophoresis ...				Office Vi
05/12/2016 10:37	Lab Add On: TSH				Office Vi
05/12/2016 10:31	Urinalysis	Collected (05/12/16 1031)			Office Vi
05/12/2016 10:24	Lipid panel	In process	5/12/2016	10:45 AM	Office Vi
05/12/2016 10:24	Potassium	In process	5/12/2016	10:45 AM	Office Vi
05/12/2016 10:24	Albumin	Final result	5/12/2016	10:45 AM	Office Vi
05/12/2016 10:23	Urine culture	Needs to be Collected			Office Vi
05/12/2016 10:22	Basic metabolic panel	Future			Office Vi
05/12/2016 10:22	CBC and differential	Future			Office Vi
05/12/2016 10:22	Ferritin	Future			Office Vi
05/12/2016 10:22	Iron and iron binding capacit...	Future			Office Vi

Reimbursement

- Reimbursement touches on every aspect of testing
- Easy to get lost in the details for each policy
- Policies from the same payer may seem contradictory
- Be aware of differences in policies between payers
 - Medicare vs. commercial
 - Commercial vs. commercial

Reimbursement - Medicare

- LCD L38294 (MoIDx) requires the following documentation:
 - The clinical record must clearly show the use of or intent to prescribe a drug that has known drug-gene interactions that require a PGx test to be ordered to define the safe use of that drug in that patient.
 - Documented, specific gene/drug interaction that has CPIC level A/B recommendations
 - Indication that is related to the drug of interest
 - The results of the genetic test will impact the medical management of the individual.

Reimbursement - Commercial

- BCBS (CAM 218) requires the following:
 - Prior-authorization (PA)
 - prior means prior!
 - Drug considered is listed on the policy (listed by gene)
 - “Testing for the XXX genotype once per lifetime (please see policy guideline)* is considered **MEDICALLY NECESSARY** for individuals being considered for therapy with any of the medications listed below, or who are in their course of therapy with a medication listed below, to aid in therapy selection and/or dosing”
 - Once per lifetime testing regardless of indication
 - See list of excluded genes in the policy.

LCD - MoIDX: Pharmacogenomics Testing (L38294)

Article - Billing and Coding: MoIDX: Pharmacogenomics Testing (A58318)

Pharmacogenetic Testing - CAM 218

Laboratory

Medical Affairs

Category:

Department:

Physician Adoption

- Providers are busy!
- Provide continuing education
 - Grand Rounds
 - Video Tutorials
 - Invited Speakers
 - Internal communication / education programs
 - Physician champions

Key Points

- ✓ PGx has matured and will continue to expand into the clinical space.
- ✓ PGx guidance can be delivered via multiple modalities, but share common features.
- ✓ Focus on current therapy and how the patient's genotype may affect their metabolism and/or response.
- ✓ Use clinical judgement and experience combined with genotype-guided information when considering alternatives, discontinuation, or dose-adjustment.
- ✓ IT solutions are a necessary part of PGx implementation.
- ✓ Reimbursement touches all aspects of PGx, from intake, to panel design, to resulting.
- ✓ Continuous efforts are necessary for provider adoption.

THANK YOU!